



GMGW Series K

Gas-Fired Water Boiler

84% AFUE - Efficiency

Energy saving features include the electronic ignition system and motorized vent damper to reduce heating costs.

Proven Cast-Iron Heat Exchanger Design

Features a dependable cast iron heat exchanger with dry leg end sections. Each cast iron heat exchanger is water and pressure tested prior to assembly.

Internal Operating Control

Digital display and diagnostics. Control adjusts the water temperature based on the heating system demand to reduce your heating costs.

Included LWCO and Gas Valve

Factory installed low water cut-off (LWCO) protects the boiler from potentially dangerous low water conditions.

Flexible Installation

Left or right side hydronic piping and electrical wiring options available.

Easy to Service Burner

Removable burner tray allows for easy cleaning and quick access to change orifices; LP gas, high altitude.

Easy to Install Draft Diverter

Includes a low profile draft diverter hood reducing installation height by up to 30" when compared to models with external hoods.

Warranty

20 Year Limited Warranty
(Residential)



**As rugged as the outdoors...
for dependable comfort every day**

Green Mountain GMGW Series K Gas-Fired Water Boiler

RATINGS

MODEL	AHRI CERTIFIED RATINGS				DIMENSIONS					
	Input MBH ⁽¹⁾	Heating Capacity MBH ⁽¹⁾	Net Water MBH ⁽²⁾	Efficiency AFUE	WATER CONTENT GALLONS	Flue Diameter	-A- WIDTH	-B- HEIGHT	-C- DEPTH	Ship WEIGHT
GMGW-060K	59	50	43	84%	1.9	4"	13-3/8"	32-1/8"	24-1/8"	215 lbs.
GMGW-095K	92.5	78	68	84%	2.3	5"	13-3/8"	32-1/8"	24-1/8"	250 lbs.
GMGW-120K	120	101	88	84%	2.8	6"	16-1/4"	32-1/8"	24-1/8"	295 lbs.
GMGW-150K	149	125	109	84%	3.2	6"	19"	32-1/8"	24-1/8"	335 lbs.
GMGW-175K	175	147	128	84%	3.7	7"	21-7/8"	32-1/8"	24-1/8"	385 lbs.
GMGW-205K	205	172	150	84%	4.1	7"	27-1/2"	32-1/8"	24-1/8"	420 lbs.
GMGW-235K	235	197	171	84%	4.6	7"	27-1/2"	32-1/8"	24-1/8"	465 lbs.

(1) Input rating for sea level to 2,000 ft. (610m) above sea level. United States, over 2000 ft (610m) above sea level. Reduce input rate 4% for every 1000 ft (304m) above sea level.

(2) Net AHRI Water Rating shown based on piping and pickup allowance of 1.15. Consult manufacturer before selecting boilers for installation having unusual piping and pickup requirements, such as intermittent system operation, extensive piping systems, etc.

For forced hot water systems where boiler and all piping within area to be heated, boiler may be selected on basis of its heating capacity.

CONNECTIONS

Water Return/Supply: 1 1/4" NPT
Gas Inlet: 1/2" NPT (3/4" NPT on GMGW-205K/235K)

ELECTRICAL

120 Volts AC, 60 hertz, 1 phase, less than 12 amps (15 amp circuit recommended)

STANDARD EQUIPMENT

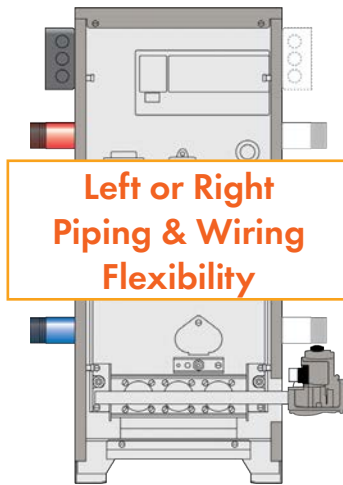
Boiler Jacket, Circulator Pump, Damper, Draft Hood
Parts Box: Drain Valve, 30 psi Relief Valve, Pipe Nipples, Reducing Couplings, Bushings, T&P Gauge, J-Box, Close Nipple, Tee, Circulator Harness.

OPTIONS


Available in Natural Gas or Propane



Included Parts Kit

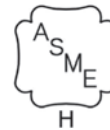


Left or Right Piping & Wiring Flexibility



Front

Right Side



C.S.A. Certified For Natural Gas Or Propane

All ratings and specifications subject to change without notice.
PN 240013222 Rev. 06/30/21

