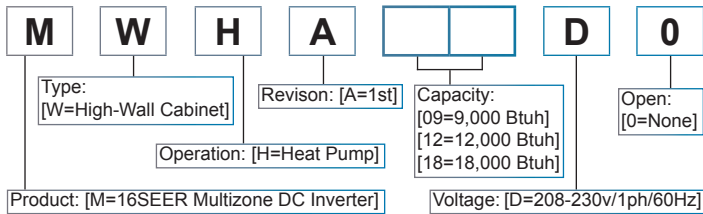


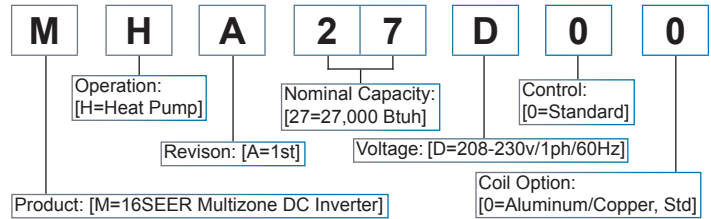
MZI Series Specifications & Submittal Data

~27,000 Btuh Three-Zone High-Wall Inverter Heat Pump Split System

Indoor Air Handler Model:



Outdoor Condenser Model:



Order Quantity of Condenser	Order Quantity of Air Handler(s) (Max)
~27,000 Btuh, 15.6 SEER, Side-Discharge, Multi-Zone, Condenser, Inverter, 230V, Heat Pump (1-3 Zones)	9,000 Btuh High-Wall Air Handler, Multi-Zone, 16SEER, Inverter, Heat Pump (3*)
	12,000 Btuh High-Wall Air Handler, Multi-Zone, 16SEER, Inverter, Heat Pump (2*)
	18,000 Btuh High-Wall Air Handler, Multi-Zone, 16SEER, Inverter, Heat Pump (1 only*)
Note: A Handheld Infrared Remote Control comes with each Air Handler, standard * Please refer to the applicable air handler combinations on page 2 of this document	



Please select desired accessory quantities, for each system (Condenser+All Air Handlers) (max allowed)

Condensate Pump, 208/230V, Wall/Floor Mount, Stand-Alone, 144" lift (1/Zone or Air Handler) PN 240003106	Ref Line Set, 9,000 Btuh, 3/8"x1/4", 15M/49ft, Both Lines Insulated (See Note Below) PN F0322496A
Condensate Pump, 115V, Wall/Floor Mount, Stand-Alone, 144" lift (1/Zone or Air Handler) PN 240003107	Ref Line Set, 12k/18k Btuh, 1/2"x1/4", 5M/16ft, Both Lines Insulated (See Note Below) PN F0422166A
Ref Line Set, 9,000 Btuh, 3/8"x1/4", 5M/16ft, Both Lines Insulated (See Note Below) PN F0322166A	Ref Line Set, 12k/18k Btuh, 1/2"x1/4", 8M/26ft, Both Lines Insulated (See Note Below) PN F0422266A
Ref Line Set, 9,000 Btuh, 3/8"x1/4", 8M/26ft, Both Lines Insulated (See Note Below) PN F0322266A	Ref Line Set, 12k/18k Btuh, 1/2"x1/4", 15M/49ft, Both Lines Insulated (See Note Below) PN F0422496A

Note: The Maximum EQUIVALENT length (piping bend compensation) is 15M/49' and Maximum Lift is 10M/32', for Each Zone's refrigerant line set

Electrical Specifications

Model #	Volts / Ph / Hz	Fan Motor		Compressor		Total Amps	Min. Volt.	MCA	MOCP
		Amps	Watts	RLA	LRA				
MHA27D00	208-230 / 1 / 60	0.74	136/130	9.7	N/A	14.14	187	18	30
MWHA09D0	208-230 / 1 / 60	0.2	43	—	—	0.2			
MWHA12D0	208-230 / 1 / 60	0.2	43	—	—	0.2			
MWHA18D0	208-230 / 1 / 60	0.3	58.5	—	—	0.3			



Standard Low Ambient Operating Range

Mode	Outdoor Ambient Temp	Indoor Ambient Temp
Cooling	Max 122°F (50°C) DB	90°F (32°C) DB
	Min 5°F (-15°C) DB	62°F (17°C) DB
Heating	Max 86°F (30°C) DB	86°F (30°C) DB
	Min 5°F (-15°C) DB	32°F (0°C) DB



To: _____
 Date: _____
 From: _____
 Contact: _____

Project: _____
 Customer: _____
 Location: _____
 Engineer: _____
 Unit Tag# _____

For Your: Reference Approval Construction

Indoor Air Handler Combinations & Performance Data

Cooling Capacity (~25,600 Btuh)	Zone Options	Air Handler Combinations			Nominal Cooling Capacity @ Rated System Capacity (Btuh)			System Cooling Capacity (Btuh)		
		AH1	AH2	AH3	AH1	AH2	AH3	Min	Rated	Max
	1-Zone	9k	—	—	8992	—	—	6295	8992	11510
		12k	—	—	11867	—	—	7714	11867	15190
		18k	—	—	17422	—	—	10802	17422	22300
	2-Zone	9k	9k	—	8792	8792	—	7386	17585	21277
		9k	12k	—	8656	10654	—	8110	19311	23366
		9k	18k	—	8359	17041	—	10668	25400	30734
		12k	12k	—	10942	10942	—	9191	21883	26479
	3-Zone	12k	18k	—	9808	16244	—	10942	26051	31522
9k		9k	9k	8467	8467	8467	10668	25600	30734	
9k		9k	12k	8164	8164	10048	11078	26377	31916	
	9k	12k	12k	7667	9436	9436	11147	26540	32113	

Heating Capacity (~25,400 Btuh)	Zone Options	Air Handler Combinations			Nominal Heating Capacity @ Rated System Capacity (Btuh)			System Heating Capacity (Btuh)		
		AH1	AH2	AH3	AH1	AH2	AH3	Min	Rated	Max
	1-Zone	9k	—	—	9276	—	—	6493	9276	11874
		12k	—	—	11886	—	—	8320	11886	15214
		18k	—	—	15675	—	—	10973	15675	20065
	2-Zone	9k	9k	—	8709	8709	—	7315	17417	21075
		9k	12k	—	8393	10330	—	7864	18723	22655
		9k	18k	—	8359	17041	—	10668	25400	30734
		12k	12k	—	10015	10015	—	8412	20030	24236
	3-Zone	12k	18k	—	9836	16290	—	10973	26126	31612
9k		9k	9k	8467	8467	8467	10668	25400	30734	
9k		9k	12k	8131	8131	10008	11034	26271	31788	
	9k	12k	12k	7631	9392	9392	11095	26416	31963	

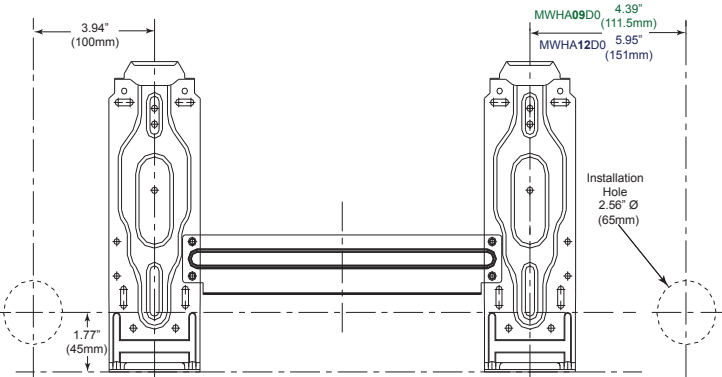

Miscellaneous Product Specifications

MWHA09D0 Air Flow	518 / 483 / 430 CFM	Condenser Air Flow	1590 CFM
MWHA09D0 Sound Level	37 / 32 / 27 dBA	Condenser Sound Level	60 dBA
MWHA09D0 Weight (net/gross)	18 / 21 lbs	Condenser Weight (net/gross)	113 / 120 lbs
MWHA09D0 Gross Dimensions	34.45" × 13.78" × 11.22"	Condenser Gross Dimensions	37.99" × 29.72" × 15.55"
MWHA09D0 Gas/Liq Connects	3/8" × 1/4" - Flare	SEER / HSPF4 / COP / SHR	15.6 / 8.5 / 3.2 / 0.81
MWHA12D0 Air Flow	335 / 294 / 247 CFM	Power/Control Wiring (max length)	164ft (4-wires, unshielded)
MWHA12D0 Sound Level	37 / 32 / 27 dBA	Power/Control Wiring (Voltage)	Line Voltage
MWHA12D0 Weight (net/gross)	20 / 25 lbs	Condenser Suction Connections	3/8" - Flare (3)
MWHA12D0 Gross Dimensions	34.45" × 13.19" × 10.43"	Condenser Liquid Connections	1/4" - Flare (3)
MWHA12D0 Gas/Liq Connects	* 1/2" × 1/4" - Flare	Max EQUIVALENT Pipe Length	82ft/Zone & 148ft/System
MWHA18D0 Air Flow	335 / 294 / 247 CFM	Max Height Diff (OD unit higher)	33ft / Zone
MWHA18D0 Sound Level	42 / 37 / 33 dBA	Max Height Diff (OD unit lower)	49ft / Zone
MWHA18D0 Weight (net/gross)	28 / 36 lbs	Max Height Diff Btw ID Units	33ft / Zone
MWHA18D0 Gross Dimensions	39.96" × 14.49" × 11.61"	Factory Refrigerant Charge	** 92 oz (2608 g) / R-410A
MWHA18D0 Gas/Liq Connects	* 1/2" × 1/4" - Flare	Line Set Refrigerant Charge	*** 0.161 oz/ft (15 g/m)
Air Handler Filter	2 - Washable Mesh	* 1/2" to 3/8" line set adapter is included with & installed on Condenser	
Compressor Type/Oil/Charge	Twin-Rotary / VG74 / 500ml	** Total charge for condenser, air handler & 25ft Equivalent length of tubing	
		*** Subtract 25ft from Total Equivalent Length calculation, for factory charge	

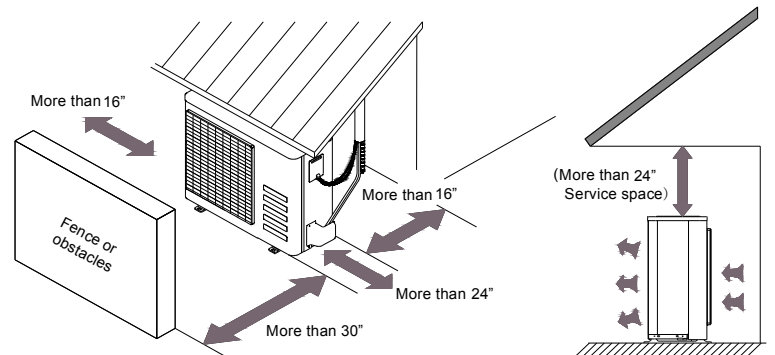
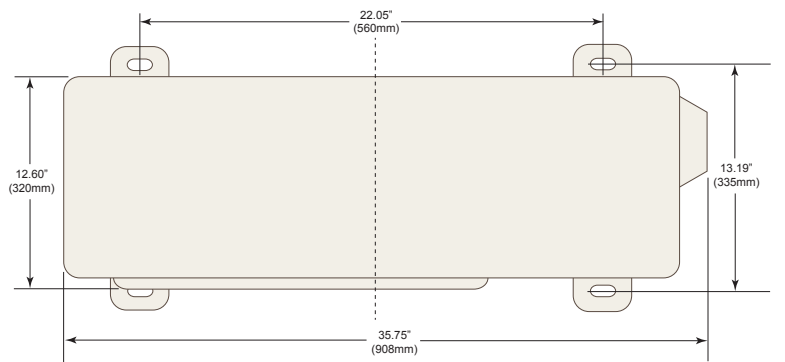

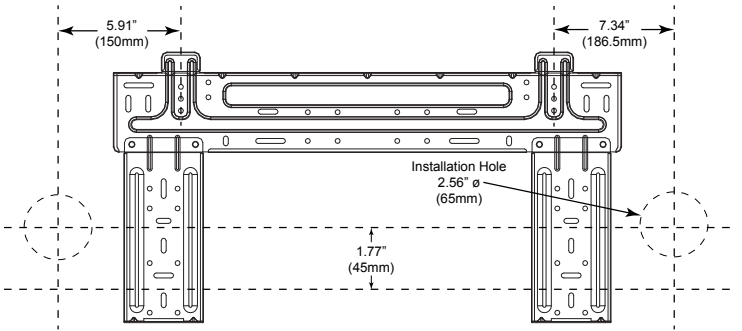

NOTICE: Due to ongoing product development; design, specification and performance data listed within this submittal document are subject to change without notice. For the most current performance data, please refer to ECR International listings of certified products in the AHRI directory, or consult the factory.

Indoor Air Handler & Outdoor Condenser Dimensions

MWHA09D0 & MWHA12D0 Air Handlers



MWHA18D0 Air Handler



NOTICE: Due to ongoing product development; design, specification and performance data listed within this submittal document are subject to change without notice. For the most current performance data, please refer to ECR International listings of certified products in the AHRI directory, or consult the factory.

